

# STAPLES CANADA ULC

## Pay transparency report

The BC population for our organization is 58% male vs. 42% female.

### Employer details

<b>Employer:</b>	STAPLES CANADA ULC
<b>Address:</b>	Suite 1700, Park Place 666 Burrard Street, Vancouver, BC
<b>Reporting Year:</b>	2024
<b>Time Period:</b>	January 1, 2023 - December 31, 2023
<b>NAICS Code:</b>	44-45 - Retail trade
<b>Number of Employees:</b>	1000 or more



### Hourly pay

#### Mean hourly pay gap<sup>1</sup>



In this organization women's average hourly wages are 8% less than men's. For every dollar men earn in average hourly wages, women earn 92 cents in average hourly wages. \*

#### Median hourly pay gap<sup>2</sup>



In this organization women's median hourly wages are 4% less than men's. For every dollar men earn in median hourly wages, women earn 96 cents in median hourly wages. \*

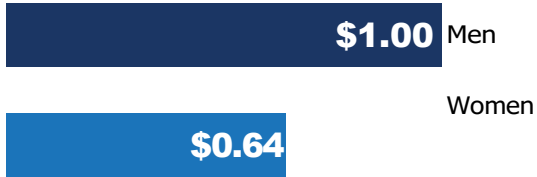
#### Explanatory notes

1. "Mean hourly pay gap" refers to the differences in pay between gender groups calculated by average pay. Hourly pay does not include bonuses and overtime.
2. "Median hourly pay gap" refers to the differences in pay between gender groups calculated by the mid range of pay for each group. Hourly pay does not include bonuses and overtime.



## Overtime pay

### Mean overtime pay <sup>3</sup>



In this organization women's average overtime pay is 36% less than men's. For every dollar men earn in average overtime pay, women earn 64 cents in average overtime pay. \*

### Median overtime pay <sup>4</sup>



In this organization women's median overtime pay is 1% more than men's. For every dollar men earn in median overtime pay, women earn \$1.01 in median overtime pay. \*

### Mean overtime paid hours <sup>5</sup>

Difference as compared to reference group (Men)

Women	-11
-------	-----

In this organization the average number of overtime hours worked by women was 11 less than by men. \*

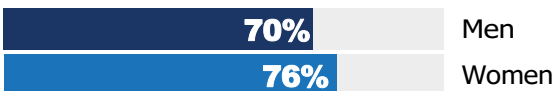
### Median overtime paid hours <sup>6</sup>

Difference as compared to reference group (Men)

Women	1
-------	---

In this organization the median number of overtime hours worked by women was 1 more than by men. \*

### Percentage of employees in each gender category receiving overtime pay




#### Explanatory notes

- "Mean overtime pay" refers to overtime pay when averaged for each group.
- "Median overtime pay" refers to the middle point of overtime pay for each group.
- "Mean overtime paid hours" refers to the average number of hours of overtime worked for each group.
- "Median overtime paid hours" refers to the middle point of number of overtime hours worked for each group.



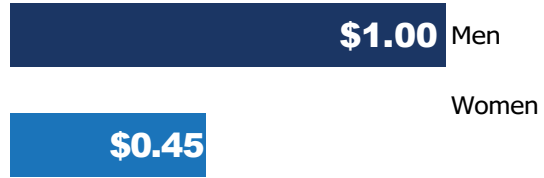
## Bonus pay

### Mean bonus pay <sup>7</sup>



In this organization women's average bonus pay is 9% less than men's. For every dollar men earn in average bonus pay, women earn 91 cents in average bonus pay. \*

### Median bonus pay <sup>8</sup>



In this organization women's median bonus pay is 55% less than men's. For every dollar men earn in median bonus pay, women earn 45 cents in median bonus pay. \*

---

### Percentage of employees in each gender category receiving bonus pay



#### Explanatory notes

7. "Mean bonus pay" refers to bonus pay when averaged for each group.
8. "Median bonus pay" refers to the middle point of bonus pay for each group.



## Percentage of each gender in each pay quartile <sup>9</sup>

Upper hourly pay quartile (highest paid) †



Upper middle hourly pay quartile †



Lower middle hourly pay quartile †



Lowest hourly pay quartile (lowest paid) †



■ Men  
■ Women

In this organization, women occupy 30% of the highest paid jobs and 45% of the lowest paid jobs.

† This pay quartile was reduced to suppress gender categories consisting of less than ten (10) employees.

### Data constraints

As our population ratio is 58% males to 42% females, a closer look at the median hourly wage gap and median overtime provides a meaningful representation of the "average".

#### Explanatory notes

9. "Pay quartile" refers to the percentage of each gender within four equal sized groups based on their hourly pay.

\* In accordance with the Pay Transparency Act and reporting rules designed to protect the anonymity and privacy of respondents, one or more gender categories has been excluded due to insufficient numbers to meet disclosure requirements.